

Open

Road barrier system



Open

Road barrier system

COMPLETE RANGE

Available in 2 versions with bars from 4 up to 6 m, Open barriers are the ideal solution for control access of private roads, industrial complex and public transit areas.

The 24V direct current operator and the easy speed regulation allow a fast and intensive use, with opening time of just 3.5 seconds.

The installation is easy thanks to the possibility to assemble the bar on either the right or left hand side indifferently, and to the easy balance through a linear adjustment of the spring.

OVERALL SAFETY

The anti-crush safety feature is guaranteed on opening and closing.

The control unit is protected by a metal frame and accessible just by a customised lock.

The manual opening is simple thanks to the protected release system, while the battery kit, purchasable as additional accessory, guarantees operations also in case of black-out.

ACCESSORIES

Open barriers are completed by a wide and innovative range of accessories. The painted aluminium bars are extensible through strong joints that facilitate their transport and installation. The joint for bars allows installations also in underground garages or where the height of the ceiling doesn't allow the installation of standard bars. The led lights efficaciously signal the opening and closing of the bar.



1.



2.



3.

1. RELEASE SYSTEM

strong and reliable key Release System

2. BAR

Elliptic profile in painted aluminium


3. CONTROL UNIT

Wide lodging for control unit and electric wirings

AVAILABLE VERSIONS



OPEN 4000



OPEN 6000

Open 4000:

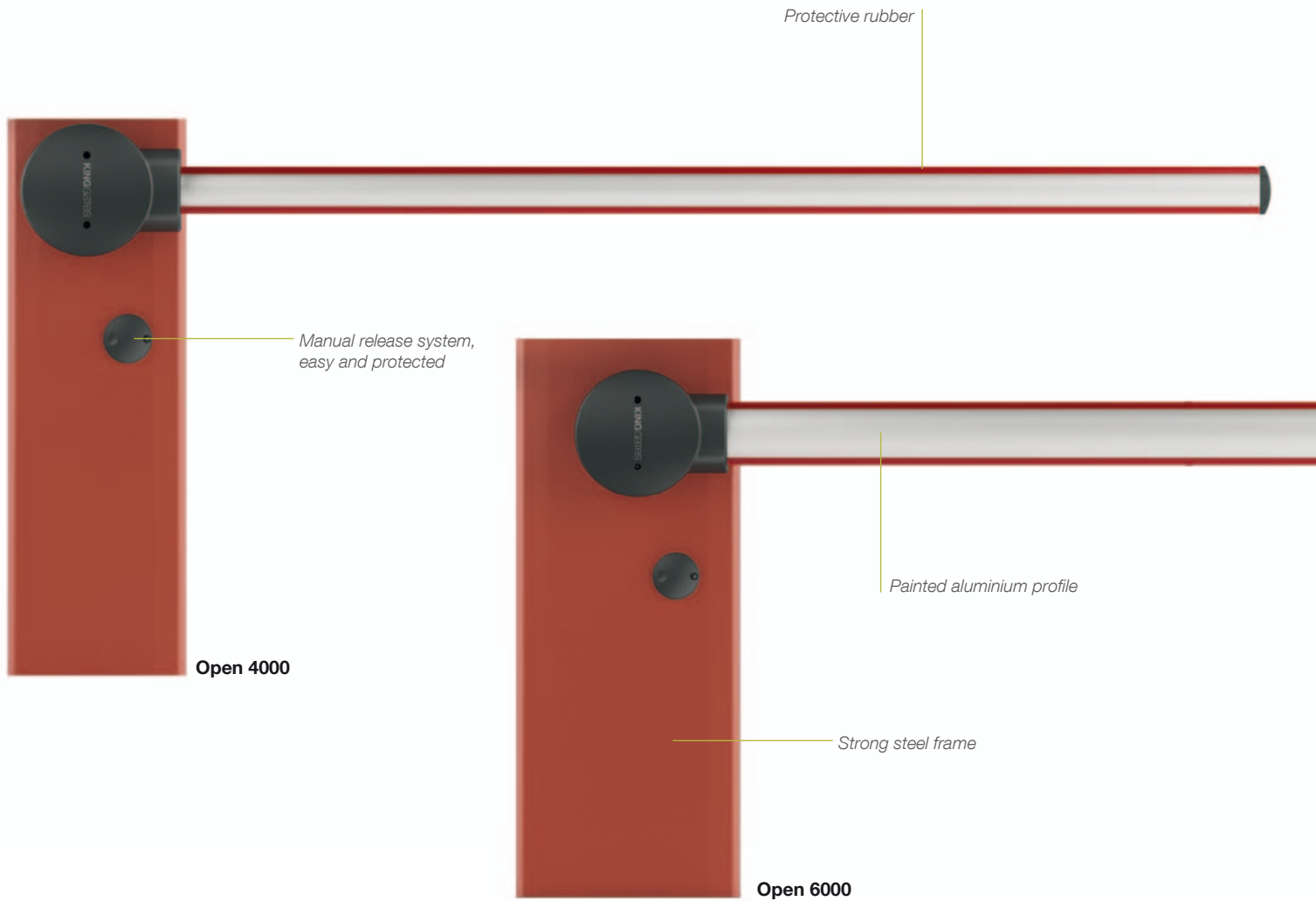
Operator for bars up to 4 m, with galvanised steel painted case

Open 6000:

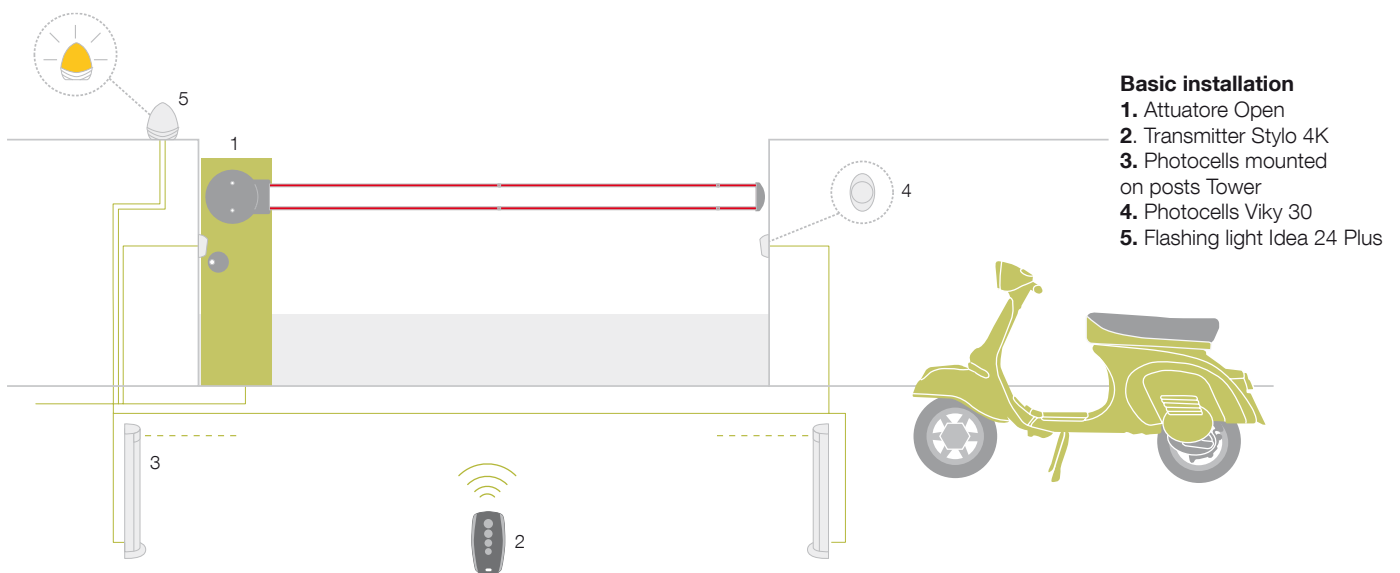
Operator for bars up to 6 m, with galvanised steel painted case

TECHNICAL DATA

		OPEN 4000	OPEN 6000
Code			
Electrical data	(Vac)	230	
Power supply	(A)	1,1	0,6
Absorption	(W)	300	360
Power	(sec)	3,5	5
Minimum opening time	(Nm)	140	200
Torque	(%)	80	
Protection level	(IP)	54	
Working temp.	(°C)	-20 ÷ +50	
Dimensions	(mm)	320x220x1000 h	420x220x1050 h
Weight	(kg)	46	54



SCHEME OF INSTALLATION



ACCESSORIES


FOR OPEN 4000



ASO 4000
Bar 4m



ASOLED4000
Indicator lights for click fixture on upper or lower side of bar. Length 4 m



ASOB4000
Anchorage base

FOR OPEN 6000



ASO 3000
Bar 3m



ASOLINK
Expansion joint




ASOLED6000
Indicator lights for click fixture on upper or lower side of bar. Length 6 m



ASOJOINT
Joint for bars ASO3000 (from 1950 mm to 2400 mm)



ASO 5000
Bar 5m



ASOB6000
Anchorage base



ASOGRID
Aluminium rack

COMMON ACCESSORIES



ASORUB
Rubber impact protection strip




ASOSTICK
Red adhesive reflector strips.



ASOPA
Mobile stand for bars




ASOPF
Adjustable stand for bars.



STAR Open
Spare control unit



RX K1
Plug-in receiver



Bat K30
Plug-in card for battery charger



BAT60
12 V, 6 Ah batteries